

QS30EQ

► QS30 SERIES HIGH-PERFORMANCE LONG-RANGE SENSOR






WORLD-BEAM QS30 Series: Emitter
 Range: 60 m; Input: 10-30 V dc
 Output: Not Applicable
 5-pin M12 QD
 Part Number: 73082

CERTIFICATIONS



ACCESSORIES TO COMPLETE YOUR SYSTEM

Add all or individual items to your cart. More options available below.

	<p>SMB30A</p> <p>Bracket: Right-Angle Mounting Material: 12-Gauge Stainless Steel Curved Mounting Slot for Versatility/Orientation Clearance for M6 (1/4 in) Hardware</p>
	<p>MQDC1-506</p> <p>Cordset: Single-Ended A-Code M12 5-pin Straight Female Connector 2 m (6.56 ft) Black PVC Jacket Nickel-Plated Brass Coupling Nut</p>
	<p>QS30RQ</p> <p>WORLD-BEAM QS30 Series: Receiver Range: 60 m; Input: 10-30 V dc Output: Bipolar: 1 NPN; 1 PNP 5-pin M12 Integral QD</p>

SPECIFICATIONS

Power	DC
Sensing Beam	Infrared LED
IP Rating	IP67
NEMA / UL Type Rating	NEMA 4X
Supply Voltage	10-30 V dc
Item Status	RELEASED
Sensing Mode (General)	Opposed
Sensing Mode (Detailed)	Emitter
Housing Style	Rectangular w/M30 Mount
Primary Housing Material	Thermoplastic
Max Sensing Distance (mm)	60000
Connection	Integral QD
Quick Disconnect Type	M12
Operation	N/A
Min Op. Temperature (C)	-20


 Offline (Contact Us)

Max Op. Temp. (C)	70
Output response time (ms)	5
Special Feature: Intrinsically Safe	No
Special Feature: Remote Teach	No
Special Feature: Water Detection	No
Delay at Power-up (ms)	100
Number of Pins	5
Max Op. Relative Humidity [%]	95% @ 50°C
Lens Material	Acrylic
Adjustments	N/A
Barrel Diameter (mm)	30
Indicator	LEDs
Opposed Mode Emitter/Receiver	Emitter
Feature: Washdown Rated	No
Feature: Clear Object Detection	No
Feature: Timing (Hold/Delay)	No
Feature: Audible	No
Feature: Chemical Resistant	No
Feature: Quick Disconnect	Yes
Feature: Health/Marginal Signal Output	No
DeviceNet	No
EPLAN Status	Published
EPLAN Original Sent Date	10/27/2022

COMPATIBLE PRODUCTS


APERTURE


APQS30-040 APQS30-040 1 MM (0.04 in) DIAMETER HOLE - QTY 6
APQS30-040H APQS30-040H 1x12MM (0.03 x 0.47 in) HORIZONTAL SLOT - QTY 6
APQS30-040V APQS30-040 V 1x17MM (0.03 x 0.47 in) VERTICAL SLOT - QTY 6
APQS30-100 APQS30-100 2.5MM (0.06 in) DIAMETER HOLE - QTY 6
APQS30-100H APQS30-100H 2.5 x 12MM (0.06 x 0.47 in) HORIZONTAL SLOT - QTY 6
APQS30-100V APQS30-100 V 2.5 x 17MM (0.06 x 0.47 in) VERTICAL SLOT - QTY 6
APQS30-200 APQS30-200 5MM (0.15 in) DIAMETER HOLE - QTY 6

 Offline (Contact Us)

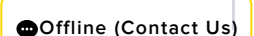
	<p>APQS30-200H</p> <p>APQS30-200H 5 x 12MM (0.15 x 0.47 in) HORIZONTAL SLOT - QTY 6</p>
	<p>APQS30-200V</p> <p>APQS30-200 V 5 x 17MM (0.15 x 0.47 in) VERTICAL SLOT - QTY 6</p>
	<p>APQS30-DVH</p> <p>APQS30-DVH KIT</p>
	<p>APQS30-DVHX2</p> <p>APQS30-DVHX2 KIT CONTAINING TWO OF EACH APERTURE - QTY 18</p>

BRACKETS




	<p>SMB30MM</p> <p>Bracket: 30 mm Material: 12-Gauge Stainless Steel Curved Mounting Slot for Versatility/Orientation Clearance for M6 (1/4 in) Hardware</p>
	<p>SMB30SC</p> <p>Bracket: Compact 30 mm Swivel Black Reinforced Thermoplastic Polyester Wide Range of Articulation Hardware Included</p>
	<p>SMB30A</p> <p>Bracket: Right-Angle Mounting Material: 12-Gauge Stainless Steel Curved Mounting Slot for Versatility/Orientation Clearance for M6 (1/4 in) Hardware</p>
	<p>SMB30S</p> <p>Bracket: Plastic Material: Black Polyester 30 mm Swivel Hardware Included</p>
	<p>SMBAMS30RA</p> <p>Bracket: 30 mm Right-Angle Material: 12-Gauge Cold-rolled Steel Curved Mounting Slot for Versatility/Orientation</p>
	<p>SMB30FA</p> <p>SMB30FA Bracket: Swivel with Tilt and Pan Movement 30 mm Mounting Hole 3/8-16x2in Bolt Thread Mount</p>
	<p>SMB30RAVK</p> <p>Bracket: V-Clamp Mount 30 mm hole to 28 mm tube Right-Angle</p>
	<p>SMBQS30Y</p> <p>Bracket: Heavy-duty die-cast Bracket M18 vertical mount option +/- 8 deg tilt Adjustment with cabled units Includes nuts and lock washer Used with QS30 (DC only)</p>
	<p>SMB30FVK</p> <p>SMB30FVK Bracket: V-Clamp Flat with Fasteners for Mounting Sensor with 30 mm Threads to Pipe or Extrusions 32.6 mm (1.28 in)</p>
	<p>SMBAMS30P</p> <p>Bracket: 30 mm Flat Bracket Material: 12-Gauge Cold-rolled Steel Curved Mounting Slot for Versatility/Orientation</p>
	<p>SMB46L</p> <p>Bracket: L Material: 14-Gauge 316 Stainless Steel</p>

 Offline (Contact Us)


SMB30SM Bracket: Swivel Material: Black VALOX Swivel ball is locked when bolts are tightened Hardware Included
SMBQS30LT Bracket: Tall Right-Angle Bracket for QD models +/- 8 deg tilt Adjustment; 14-ga. Stainless Steel Used with QS30 with Integral QDs
SMB30C Bracket: Stainless Steel Mounting Material: Black VALOX 30 mm split clamp Hardware Included
SMBQS30YL Bracket: Heavy-duty die-cast Bracket designed for industrial Protection; Replaceable window M18 vertical mount option; Includes nuts and lock washer Used with QS30 (DC only)
SMB30Q Bracket: 30 mm Angle Flanged Mounting For use with Q40 Sensors
SMB46U Bracket: U Material: 14-Gauge 316 Stainless Steel
SMB46S Bracket: S Material: 14-Gauge 316 Stainless Steel
SMB30FAM10 SMB30FAM10 Bracket: Swivel with Tilt and Pan Movement 30 mm Mounting Hole M10-1.5x50 Bolt Thread
SMBAMS30PL52 SMBAMS30PL52 AUTOMOTIVE BRKT STRAIGHT LEGEND PLATE
SMBAMS30RLJ Bracket: Right-Angle SMBAMS Series with 70 x 40 mm Space for label 30 mm hole for Mounting Sensor Articulation Slots for 90-plus Degree Rotation 12-ga. (2.6 mm) Cold-rolled Steel
SMBAMS30RLS Bracket: Right-Angle 30 mm hole Small Legend, Automotive Industry
SMBAMS30PL52R Bracket: Flat SMBAMS Series with Space for 60 x 58 mm label 30 mm hole for Mounting Sensors Articulation Slots for 90-plus Degree Rotation 12-ga. (2.6 mm) Cold-rolled Steel
SMB30MM-62101 SMB30 MM-62101 MNTG BRKT QTY 2 30 MILLIMETER
SMB30FA2 SMB30FA2 121705 BRACKET ONLY
SMBHCZM30-25741 Bracket: 12-Gauge Cold-rolled Steel Black Zinc Chromate Dip 30 mm Mounting Hole 70 Degree Angle Mount for Sony XC56 Camera



	<p>SMBAMS30RAE</p> <p>Bracket: 30 mm Right-Angle extended version Material: 12 Gauge Cold-Rolled Steel Curved Mounting Slot for Versatility/Orientation</p>
	<p>SMB46LQMT</p> <p>SMB46LQMT 25MM SCREWS QMT42 MOUNTING</p>

	<p>MQDC1-506</p> <p>Cordset: Single-Ended A-Code M12 5-pin Straight Female Connector 2 m (6.56 ft) Black PVC Jacket Nickel-Plated Brass Coupling Nut</p>
	<p>MQDC1-515</p> <p>Cordset: Single-Ended A-Code M12 5-pin Straight Female Connector 5 m (16.4 ft) Black PVC Jacket Nickel-Plated Brass Coupling Nut</p>
	<p>MQDC1-530</p> <p>Cordset: Single-Ended M12 5-pin Straight Female 9 m (29.53 ft) 5x22 Black PVC Jacket Nickel-Plated Brass Coupling Nut</p>

QS30 SERIES

	<p>QS30RQ</p> <p>WORLD-BEAM QS30 Series: Receiver Range: 60 m; Input: 10-30 V dc Output: Bipolar: 1 NPN; 1 PNP 5-pin M12 Integral QD</p>
---	--

	<p>SMBDX80LM30</p> <p>SMBDX80LM30 CLEAR ZINC COLD ROLLED STEEL DX80 DX80G2M6</p>
--	--

 Offline (Contact Us)