



The image has the only illustrative purpose and it is purely indicative, it may not fully reflect the product configuration.

KIT Plug & Socket Connector 5p Screw D7-13.5 IP66/IP68/IP69

Code: **THR.405.S5A**



Potential improvements of the product and modifications of the technical data contained in this document can be made without notice.

GENERAL INFORMATION

Type of installation	Plug and Socket connector
Product configuration	Plug and Socket connector
Locking mechanism	Bayonet Lock
Colour	Black (Plastic components) - Techno green (Rubber components)
Overall dimensions when mated together (mm)	Ø 38.0 x 141.2

ELECTRIC DATA

No. connected cables	2
Circuit wiring diagram	Power/Signal
Current rating (AC/DC)	17.5A
Current rating (AC/DC) - UL	20A
Voltage rating (AC/DC)	400V AC
Voltage rating (AC/DC) - UL	400V AC/DC
Impulse withstand voltage	6kV
No. poles	5
Marking	1-2-L-N-E
Terminations	Screw
Terminations Thread/Tightening torque	M3 - 0.8 Nm

CONNECTION DATA

Multi-stranded conductor cross-section 0.50
without ferrule MIN (mm²)

Multi-stranded conductor cross-section 1.50
without ferrule MAX (mm²)

**Cable sections up to 4 mm² accepted according to indicated electrical and technical parameter*

Solid conductor cross-section MIN (mm ²)	0.50
Solid conductor cross-section MAX (mm ²)	1.50
Conductor stripping length (mm)	6.00
Cable sheath stripping length (mm)	35.00
Recommened types of cable	H05xxx/H07xxx/AWG12
Cable diameter MIN (mm)	6.00
Cable diameter MAX (mm)	13.50
Tightening torque of nut-cable gland	2.5 Nm

ENVIRONMENT CONDITIONS

IP rating	IP66, IP68, IP69 <i>*IP68 (10m/1h)</i>
IK rating	IK08
Salt Mist	Salt mist test : EN60068-2-11:2000
Mating cycles	1000 cycles
Ambient temperature MIN/MAX (According to EN61984/EN60998/EN62444)	-40°C/+125°C
Operating temperature MAX	+60°C
Proof Tracking Index (PTI)	PTI 175

MATERIALS

Exterior body	PA66 UL94 V2
Connector	PA66 GF UL94 V0
Cable gland	PA66 UL94 V2
O Rings	TPE
Gaskets	TPE
Impulse withstand category	II
Pollution degree	2
Material property	Halogen Free - Silicone Free
Contacts	Brass
Contact screws	Steel

PRODUCT COMPLIANCES

IEC Approvals	EN 61984:2009
UL/CSA Approvals	UL2238/C22.2 No.182.3

Item Code: THR.405.S5A

Description: Plug&Socket connector

Item THB.405.A2A - THB.405.B2A

Features / Property








Description Plug&Socket connector

IP protection: IP66 / IP68

Contact marking: 1 - 2 - L - N - E

Type of packaging: single packed unit, not assembled. Installation Sheet included in the kit.

Item	Description	Quantity
 6000087LF	Cable reductions 6-7 mm	2
 6DB00900C	Closure caps	1
 6DB058000	Closure caps	1
 600012200	Accessories for connector installation	1
 6000337BC	Fixing tool	1