



The image has the only illustrative purpose and it is purely indicative, it may not fully reflect the product configuration.

KIT Mini Plug & Socket Connector 3p Screw D5-12 IP66/IP68

Code: **THR.384.S3A**



Potential improvements of the product and modifications of the technical data contained in this document can be made without notice.

GENERAL INFORMATION

Type of installation	Plug and Socket connector
Product configuration	Plug and Socket connector <i>*Fixing nut included in the kit</i>
Locking mechanism	Screw lock
Colour	Black (Plastic components) - Techno green (Rubber components)
Overall dimensions when mated together (mm)	Ø 27.0 x 95.0

ELECTRIC DATA

No. connected cables	2
Circuit wiring diagram	Power/Signal
Current rating (AC/DC)	16A
Current rating (AC/DC) - UL	20A
Voltage rating (AC/DC)	400V AC
Voltage rating (AC/DC) - UL	400V AC/DC
Impulse withstand voltage	4kV
No. poles	3
Marking	L-N-E
Terminations	Screw
Terminations Thread/Tightening torque	M3 - 0.8 Nm

CONNECTION DATA

**To use the 5.0 mm outer cable diameter it is necessary to use the reduction of nut already contained in the kit*

Multi-stranded conductor cross-section without ferrule MIN (mm ²)	0.50
Multi-stranded conductor cross-section without ferrule MAX (mm ²)	2.50
Conductor stripping length (mm)	8.00
Cable sheath stripping length (mm)	20.00
Reccomended types of cable	H05xxx/H07xxx/AWG12
Cable diameter MIN (mm)	5.00
Cable diameter MAX (mm)	12.00
Tightening torque of nut-cable gland	2.5 Nm

ENVIRONMENT CONDITIONS

IP rating	IP66, IP68 <i>*IP68 (5m/3h)</i>
IK rating	IK07
Salt Mist	Salt mist test : EN60068-2-11:2000
Mating cycles	1000 cycles
Ambient temperature MIN/MAX (According to EN61984/EN60998)	-40°C/+125°C
Operating temperature MAX	+85°C
Proof Tracking Index (PTI)	PTI 175

MATERIALS

Exterior body	PA66 UL94 V2 PA66 GF UL94 V0 (Locking collar)
Connector	PA66 GF UL94 V0
Cable gland	PA66 UL94 V2
O Rings	Silicone TPE
Gaskets	TPE
Impulse withstand category	II
Pollution degree	2
Material property	Halogen Free
Contacts	Brass
Contact screws	Steel

PRODUCT COMPLIANCES

IEC Approvals	EN 61984:2009
UL/CSA Approvals	UL2238/C22.2 No.182.3
	<i>*TEST NEMKO EN 60998-1:2004 EN 60529:1991</i>

Item Code: THR.384.S3A

Description: mini plug&socket connector

Item

Features / Property













Description mini plug&socket connector

IP protection: IP66 / IP68

Contact marking: L – N – E

Type of packaging: single packed unit, not assembled, with the following accessories:

Item	Description	Quantity
 6000347LA	Cable reductions 5-7 mm	2
 6DB058100	Closure caps	1
 6DB00200C	Closure caps	1
 6000157CC	Nuts	1
 604000500	Gaskets	1
 6000339GT	Cable reductions 5.5 – 7.0 mm	2
 6000340GT	Cable reductions 2.5 – 3.0 mm	2
 6000342GT	Cable reductions 2.5 – 3.0 mm	2
 6000337BC	Fixing tool	1
 606003900	Installation sheet	1