

# TX100 HMI Series

## 10" display with TX VisuPro Runtime

### High-Quality Plastic Housing with a Resistive Touch Screen

#### TX110-00VPST



- 10.1" TFT color display
- LED backlight
- 1024 x 600 pixel resolution
- 64 K colors
- Resistive touch screen
- 1 RJ45 Ethernet port
- 1 serial interface (RS232, RS485, RS422)
- 1 USB host port

Type	TX110-00VPST
ID	100002313
<b>Display / Touch</b>	
Display	TFT colour
Touchscreen	Resistive, Plastic film front
Active screen area	10.1"
Resolution (pixels)	1024 × 600 WVGA
Format	16:9
Brightness	200 Cd/m <sup>2</sup> typ.
dimnable	Yes
<b>Controller</b>	
Processor	ARM Cortex A8, 1 GHz
Memory	4 GB Flash
RAM memory	512 MB
Add-on memory	1 x USB host port
<b>Interfaces</b>	
Onboard	1 x RJ45 Ethernet, 1 x RS232/485/422, 1 x USB host, 1 x power supply
Ethernet	1 x 10/100 Mbit
USB	1 × host port
Serial	RS232 / RS485 / RS422
<b>Power supply</b>	
Rated value	24 VDC, max. 0.38 A
Admissible voltage range	10...32 VDC



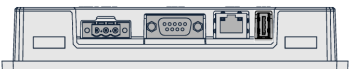



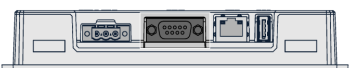



**General data**

Operating ambient conditions	0...50 °C, 5...85 % rel. humidity, non-condensing
Storage ambient conditions	-20...70 °C, 5...85 % rel. humidity, non-condensing
Approvals	CE cULus
Ex approval	Haz. Loc. Class I, Division 2, Groups A,B,C and D
Protection class	IP66 front, IP20 rear NEMA type: 2/4X


**Dimensions**

Front (W x H x D)	282 x 197 x 35 mm
Cut-out (W x H)	271 x 186 mm
Mounting depth	29+6 mm
Weight	approx. 1 kg

## Connection and pin assignment

	<p><b>Power Supply</b></p> <p>The power supply connector is delivered with each device. It can be reordered at Turck as accessories. Type designation: TX-Mount-xx</p>	<p>Pin Assignment</p>  <p>1 = 24 VDC 2 = 0V 3 = <math>\frac{1}{2}</math></p>
	<p><b>USB Interfaces</b></p>	<p>Pin Assignment</p>  <p>1 = 5 VDC 2 = D - 3 = D + 4 = GND</p>
	<p><b>Ethernet Ports</b></p> <p>The Ethernet ports are connected to each other via an internal switch.</p> <p>Ethernet cables (examples):</p> <p><b>RJ45 male connector – RJ45 male connector:</b> RJ45S-RJ45S-4414-2M (order number: 6441423)</p> <p><b>RJ45 male connector – M12 male connector, 4-pin, D-coded:</b> RSSD-RJ45S-4414-2M (order number: 6441413)</p> <p><b>RJ45 male connector – M8 male connector, 4-pin:</b> PSGS4M-RJ45S-4414-2M (order number: 6933005)</p> <p><b>RJ45 male connector – M12 female receptacle, 4-pin, D-coded:</b> RJ45-FKSDD-4414-2M (order number: 6935282)</p>	<p>Pin Assignment</p>  <p>12345678</p> <p>1 = TX + 2 = TX - 3 = RX + 4 = n.c. 5 = n.c. 6 = RX - 7 = n.c. 8 = n.c.</p>
	<p><b>Serial Interface</b></p> <p>The serial interface can be operated either as RS232, RS485 or RS422. The adjacent wiring diagrams show the respective pin assignments.</p> <p><b>Attention:</b> In the RS485 mode, pins 3 and 4 as well as 7 and 8 must be externally connected!</p>	<p>Pin Assignment in RS232 Operating Mode</p>  <p>1 = GND 2 = n.c. 3 = TX 4 = RX 5 = n.c. 6 = +5V output 7 = CTS 8 = RTS 9 = n.c.</p> <p>Pin Assignment in RS485 Operating Mode</p>  <p>1 = GND 2 = n.c. 3 = A 4 = A 5 = n.c. 6 = +5V output 7 = B 8 = B 9 = n.c.</p> <p>Pin Assignment in RS422 Operating Mode</p>  <p>1 = GND 2 = n.c. 3 = TX - 4 = RX - 5 = n.c. 6 = +5V output 7 = RX + 8 = TX + 9 = n.c.</p>

## Accessories

Type code	Ident no.		Dimension drawing
TX100-MOUNT-10	100003187	TX100 mounting bracket and power connectors for 10" devices	

## Function accessories

Type code	Ident no.		Dimension drawing
TX-PSC	100002938	Power Supply Male Connector for TX HMI Devices	