

NPA

Pendant control station



Pendant station for auxiliary control of industrial machines.
Sturdy and handy, NPA is a classic control station, available with plastic pushbuttons or with dust-tight rubber pushbuttons, with switches up to three speeds.

FEATURES

- The cable sleeve can be angled up to 20° to give the operator the best view of all control elements and to enable a natural, comfortable working position.
- Rectangular pushbuttons in thermoplastic material or rubber pushbuttons with symbol disks to ensure protection against dust.
- Two-colour moulded pushbuttons and disks to guarantee clear reading and wear resistance.
- The emergency stop mushroom pushbutton complies with standard ISO 13850.
- Mechanical life of switches: 1 million operations.
- IP protection degree: NPA is classified IP65.
- Extreme temperature resistance: -25°C to +70°C.
- All materials and components used are wear resistant and guarantee protection of the unit against water and dust.

OPTIONS

- Available in configurations with 2 to 12 actuators.
- One, two or three speed switches with NO and/or NC contacts.
- Mechanical interlock to prevent simultaneous operation of opposite functions.

CERTIFICATIONS

- CE marking and EAC certification.

Fill in the "request form" for accurate product configuration.

CERTIFICATIONS

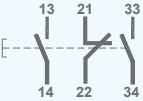
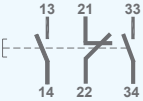
Conformity to Community Directives	2014/35/UE Low Voltage Directive
	2006/42/CE Machinery Directive
Conformity to CE Standards	EN 60204-1 Safety of machinery - Electrical equipment of machines
	EN 60947-1 Low-voltage switchgear and controlgear
	EN 60947-5-1 Low-voltage switchgear and controlgear - Control circuit devices and switching elements - Electromechanical control circuit devices
	EN 60529 Degrees of protection provided by enclosures
Markings and homologations	ISO 13850 Safety of machinery - Emergency stop - Principles for design
Markings and homologations	CE EAC

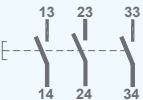
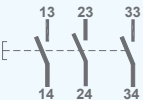
GENERAL TECHNICAL SPECIFICATIONS

Ambient temperature	Storage -40°C/+70°C
	Operational -25°C/+70°C
IP protection degree	IP 65
Insulation category	Class II
Cable entry	2÷6 buttons: rubber cable sleeve (Ø 10÷18 mm)
	8÷12 buttons: rubber cable sleeve (Ø 17÷26 mm)
Operating positions	Any position

TECHNICAL SPECIFICATIONS OF THE SWITCHES

Code	PRSL0502PI	PRSL0503PI	PRSL0510PI
Utilisation category		AC 15	
Rated operational current		1.9 A	
Rated operational voltage		380 Vac	
Rated thermal current		10 A	
Rated insulation voltage		500 Vac	
Mechanical life		1x10 ⁶ operations	
Connections	Screw-type terminals		
Wires	1x2.5 mm ² , 2x1.5 mm ² (UL - (c)UL: use 60°C or 75°C copper (CU) conductor and wire 16-18 AWG)		
Tightening torque	0.8 Nm		
Switch type	Double break, slow action	Double break, slow action	Double break, slow action for mushroom pushbutton
Contacts	1NC	1NO	1NO
Scheme			
Markings and homologations	CE cULus		CE

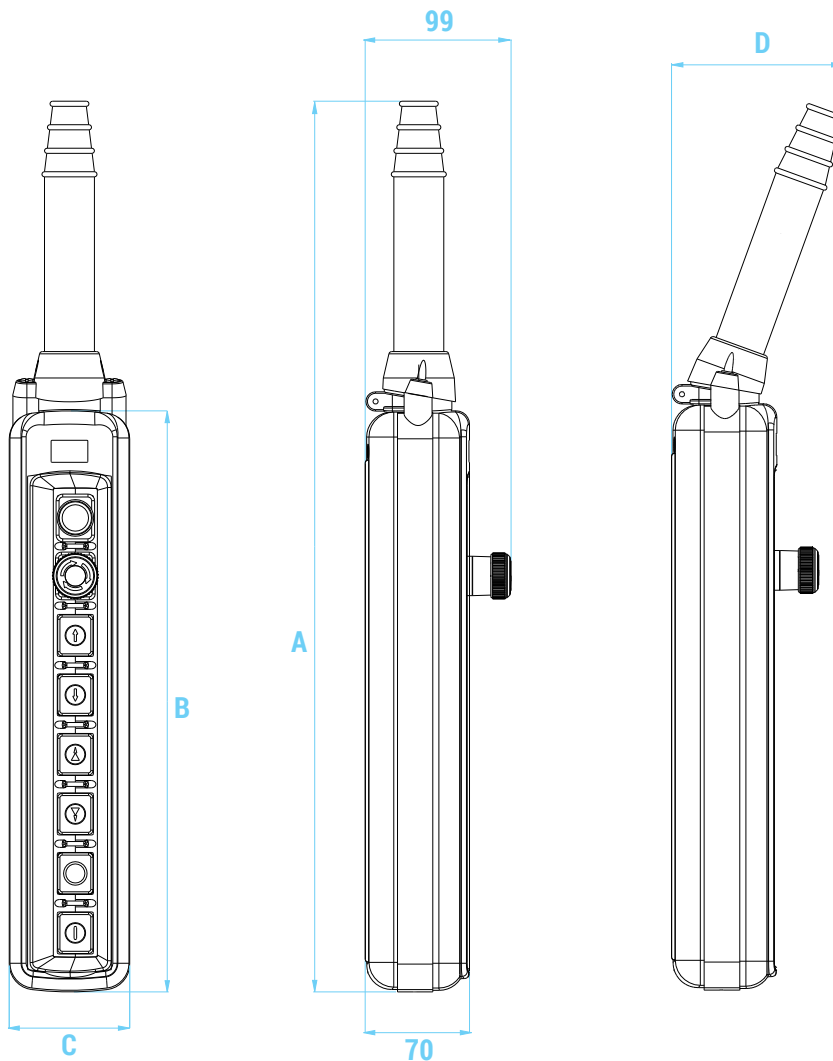
Code	PRSL0504PI	PRSL0505PI
Utilisation category	AC 15	
Rated operational current	1.9 A	
Rated operational voltage	380 Vac	
Rated thermal current	10 A	
Rated insulation voltage	500 Vac	
Mechanical life	1x10 ⁶ operations	
Connections	Screw-type terminals	
Wires	1x2.5 mm ² , 2x1.5 mm ² (UL - (c)UL: use 60°C or 75°C copper (CU) conductor and wire 16-18 AWG)	
Tightening torque	0.8 Nm	
Switch type	1 speed	2 speeds
Contacts	1NO+1NC+1NO simultaneous	1NO+1NC+1NO staggered
Scheme		
Markings and homologations	CE cULus	

Code	PRSL0506PI	PRSL0507PI
Utilisation category	AC 15	
Rated operational current	1.9 A	
Rated operational voltage	380 Vac	
Rated thermal current	10 A	
Rated insulation voltage	500 Vac	
Mechanical life	1x10 ⁶ operations	
Connections	Screw-type terminals	
Wires	1x2.5 mm ² , 2x1.5 mm ² (UL - (c)UL: use 60°C or 75°C copper (CU) conductor and wire 16-18 AWG)	
Tightening torque	0.8 Nm	
Switch type	1 speed	3 speeds
Contacts	3NO simultaneous	3NO staggered
Scheme		
Markings and homologations	CE cULus	

TECHNICAL SPECIFICATIONS OF THE LAMP HOLDERS

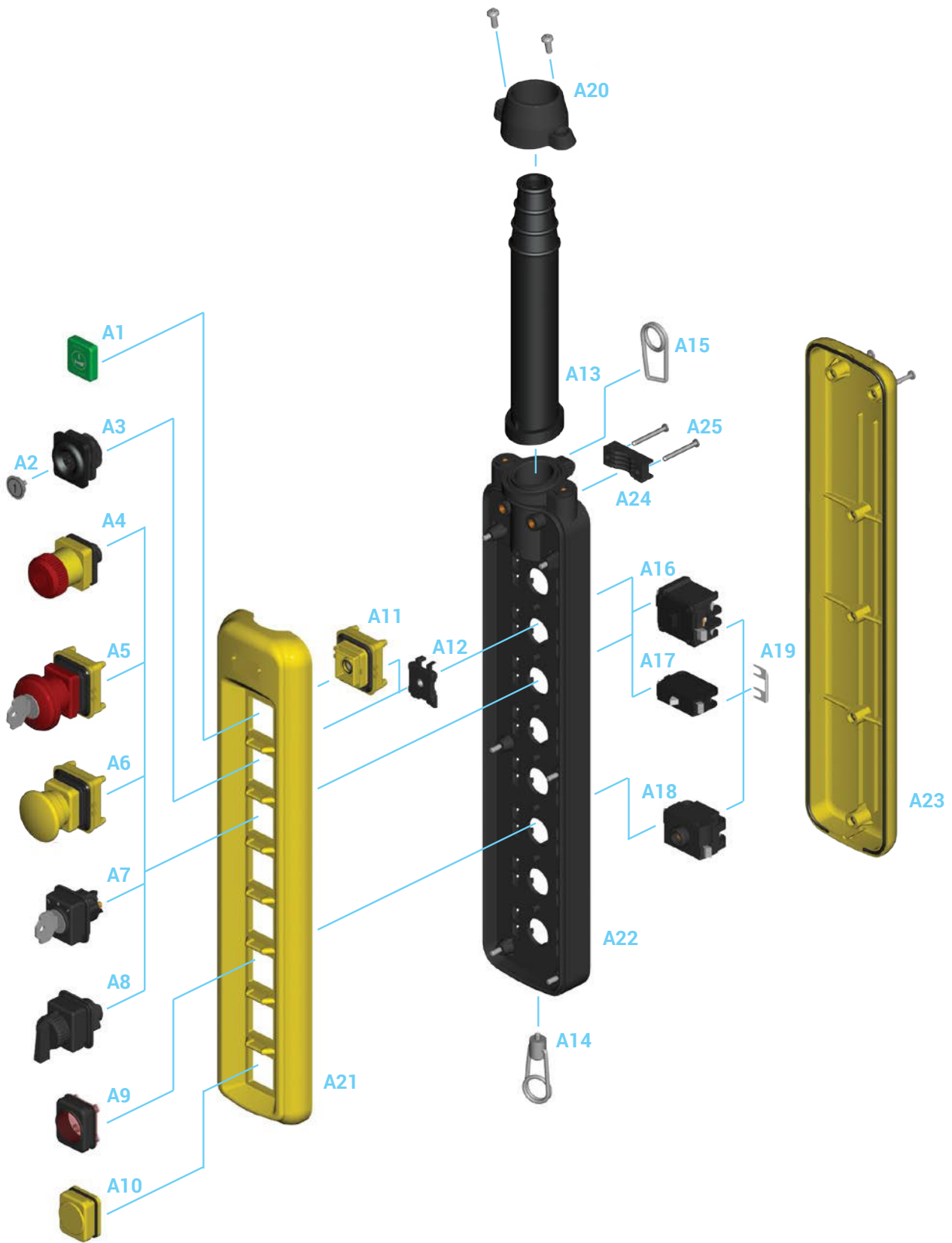
Code	PRSL0501PI
Maximum voltage	125 V
Maximum power	2.6 W
Lamp type (not supplied)	With bayonet coupling
Connections	Screw-type terminals
Wires	1x2.5 mm ² , 2x1.5 mm ²
Tightening torque	0.8 Nm
Markings and homologations	CE

OVERALL DIMENSIONS (mm)



No. of actuators	Dimensions (mm)				Weight (kg)
	A	B	C	D	
2	292	140	76	87	0.450
3	333	181	76	87	0.550
4	372	222	76	87	0.650
6	459	307	76	87	0.900
8	605	393	83	116	1.200
10	685	474	83	116	1.400
12	771	560	90	116	1.700


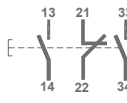
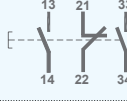
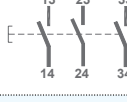
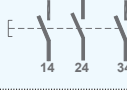






ASSEMBLY DRAWING






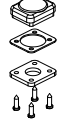

Refer to the following tables for descriptions of components: "Switches", "Actuators", "Pilot lights", "Mushroom pushbuttons", "Selector switches" and "Accessories".

COMPONENTS

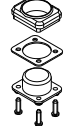
Switches

Ref.	Drawing	Description	Scheme	Code
A16		1 speed, 1NO+1NC+1NO simultaneous switch		PRSL0504PI
		2 speeds, 1NO+1NC+1NO staggered switch		PRSL0505PI
		1 speed, 3NO simultaneous switch		PRSL0506PI
		3 speeds, 3NO staggered switch		PRSL0507PI
A17		1NC switch		PRSL0502PI
		1NO switch		PRSL0503PI
		1NO switch for mushroom pushbutton		PRSL0510PI
A18		Lamp holder with bayonet coupling (without bulb)		PRSL0501PI

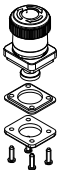
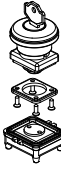


Actuators

Ref.	Drawing	Description	Code
A1		Button	PRTA_----- See button tables
A2		Disk for dust-tight pushbutton	PRTA_..._PI See disk table
A3		Dust-tight pushbutton	PRSL0550PI
A10		Blanking plug	PRSL0517PI
A11		Button housing	PRSL0518PI




Pilot lights

Ref.	Drawing	Colour	Code
A9		Red	PRSL0515PI
		Green	PRSL0516PI
		Yellow	PRSL0521PI


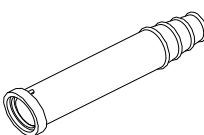


Mushroom pushbuttons

Ref.	Drawing	Description	Code
A4		Latched mushroom pushbutton for emergency stop	PRSL0500PI
A5		Key mushroom pushbutton (yellow)	PRSL0520PI
		Key mushroom pushbutton (red)	PRSL0520RO
A6		Impulse mushroom pushbutton	PRSL0512PI



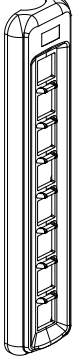
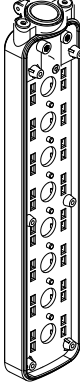
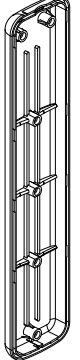


Selector switches

Ref.	Drawing	Description	Code
A7		Key selector switch - 2 or 3 maintained positions	PRSL0513PI
A8		Selector switch - 2 or 3 maintained positions	PRSL0514PI
		Selector switch - 2 or 3 spring return positions	PRSL0519PI

Accessories

Ref.	Drawing	Description	Code
A12		Mechanical interlock	PRSL7816PI
A13		Cable sleeve - NPA 2-6 buttons	PRGO0100PE
		Cable sleeve - NPA 8-12 buttons	PRGO0105PE
A14		Wire fixing	PRT06626PE
A15		Hook	PRGA0001PE

Accessories

Ref.	Drawing	Description	Code
A19		22 mm connecting bridge	PRTR6120PE
		28 mm connecting bridge	PRTR6121PE
		25 mm connecting bridge	PRTR6122PE
		31 mm connecting bridge	PRTR6123PE
		47 mm connecting bridge	PRTR6124PE
A20		Cable sleeve holder - NPA 2-6 buttons	PRSL9735PI
		Cable sleeve holder - NPA 8-12 buttons	PRSL9740PI
A21		Upper cover with tightening rubber - NPA 2 buttons	PRSL5810PI
		Upper cover with tightening rubber - NPA 3 buttons	PRSL5838PI
		Upper cover with tightening rubber - NPA 4 buttons	PRSL5815PI
		Upper cover with tightening rubber - NPA 6 buttons	PRSL5820PI
		Upper cover with tightening rubber - NPA 8 buttons	PRSL5825PI
		Upper cover with tightening rubber - NPA 10 buttons	PRSL5830PI
		Upper cover with tightening rubber - NPA 12 buttons	PRSL5835PI
A22		Central section - NPA 2 buttons	PRSL5811PI
		Central section - NPA 3 buttons	PRSL5839PI
		Central section - NPA 4 buttons	PRSL5816PI
		Central section - NPA 6 buttons	PRSL5821PI
		Central section - NPA 8 buttons	PRSL5826PI
		Central section - NPA 10 buttons	PRSL5831PI
		Central section - NPA 12 buttons	PRSL5836PI
A23		Lower enclosure, tightening rubber, screws - NPA 2 buttons	PRSL5812PI
		Lower enclosure, tightening rubber, screws - NPA 3 buttons	PRSL5840PI
		Lower enclosure, tightening rubber, screws - NPA 4 buttons	PRSL5817PI
		Lower enclosure, tightening rubber, screws - NPA 6 buttons	PRSL5822PI
		Lower enclosure, tightening rubber, screws - NPA 8 buttons	PRSL5827PI
		Lower enclosure, tightening rubber, screws - NPA 10 buttons	PRSL5832PI
		Lower enclosure, tightening rubber, screws - NPA 12 buttons	PRSL5837PI
A24		Cable clamp	PRSL9210AU
A25		Screws for cable clamp	PRVI0089PE

Disks

