



The image has the only illustrative purpose and it is purely indicative, it may not fully reflect the product configuration.

## KIT Mini Joint Connector 4p Screw D6-13.5 IP68/IP69

Code: **THB.391.A4A.L.R**



Potential improvements of the product and modifications of the technical data contained in this document can be made without notice.

### GENERAL INFORMATION

|                                |   |
|--------------------------------|---|
| <b>Type of installation</b>    | Joint connector (re-usable/re-accessible)                     |
| <b>Product configuration</b>   | In-line connector   |
| <b>Colour</b>                  | Black (Plastic components) - Techno green (Rubber components) |
| <b>Overall dimensions (mm)</b> | Ø 23.0 x 100.0  |

## ELECTRIC DATA

|                                       |              |
|---------------------------------------|--------------|
| No. connected cables                  | 2            |
| Circuit wiring diagram                | Power/Signal |
| Current rating (AC/DC)                | 32A          |
| Voltage rating (AC/DC)                | 450V AC      |
| No. poles                             | 4            |
| Marking                               | 1-2-3-4      |
| Terminations                          | Screw        |
| Terminations Thread/Tightening torque | M3 - 0.8 Nm  |

## CONNECTION DATA

*\*to use the 6.0 mm outer cable diameter it is necessary to use the reduction of nut already contained in the kit*

|   |               |
|---|---------------|
| Multi-stranded conductor cross-section without ferrule MIN (mm <sup>2</sup> ) | 0.50          |
| Multi-stranded conductor cross-section without ferrule MAX (mm <sup>2</sup> ) | 4.00          |
| Solid conductor cross-section MIN (mm <sup>2</sup> )                          | 0.50          |
| Solid conductor cross-section MAX (mm <sup>2</sup> )                          | 4.00          |
| Conductor stripping length (mm)   | 6.00          |
| Cable sheath stripping length (mm)  | 25.00         |
| Reccomended types of cable  | H05xxx/H07xxx |
| Cable diameter MIN (mm)   | 6.00          |
| Cable diameter MAX (mm)   | 13.50         |
| Tightening torque of cable gland-connector                                    | 2.0 Nm        |
| Tightening torque of nut-cable gland  | 2.5 Nm        |

## ENVIRONMENT CONDITIONS

|                            |                                     |
|----------------------------|-------------------------------------|
| IP rating                  | IP68, IP69<br><i>*IP68 (30m/2h)</i> |
| IK rating                  | IK07                                |
| Salt Mist                  | Salt mist test : EN60068-2-11:2000  |
| T marking                  | T 85°C                              |
| Proof Tracking Index (PTI) | PTI 250                             |

## MATERIALS

|                   |                              |
|-------------------|------------------------------|
| Connector         | PA66 GF UL94 V0              |
| Cable gland       | PA66 UL94 V2                 |
| O Rings           | TPE                          |
| Gaskets           | TPE                          |
| Material property | Halogen Free - Silicone Free |
| Contacts          | Brass                        |
| Contact screws    | Steel                        |

# PRODUCT COMPLIANCES

IEC Approvals

EN 60998-1:2004

---

**Item Code:** THB.391.A4A.L.R

**Description:** In-line circular mini-joint connector type "I"

**Item** THB.391.A4A.L

**Features / Property**






**Description** In-line circular mini-joint connector type "I"

**IP protection:** IP68 / IP69

**Contact marking:** 1 - 2 - 3 - 4

**Type of packaging:** single packed unit, not assembled. Installation Sheet included in the kit:

| Item  | Description             | Quantity |
|---|-------------------------|----------|
|  6000087LF | Cable reductions 6-7 mm | 2        |
|  6DB025200 | Closure caps            | 1        |
|  6000337BC | Fixing tool             | 1        |