

FU and PZ Range

Cable duct and well systems



Cable duct and well systems suitable for buried systems and junctions.



- Wells with pre-cut walls;
- High-resistance lids, possibly equipped with seals and screws;
- Overlapping wells;
- Double-wall cable duct with perfectly smooth inner surface;
- Special cable duct geometry to create minimum curvature radius.

FU AND PZ RANGE













CABLE DUCT AND WELL SYSTEMS



CORRUGATED CABLE DUCTS DOUBLE SURFACE FU RANGE

Diameters (mm)	Corrugated cable ducts	Couplings
	 Orange	
40	DX 35 000	DX 58 200
50	DX 35 001	DX 58 201
63	DX 35 002	DX 58 202
75	DX 35 003	DX 58 203
90	DX 35 004	DX 58 204
110	DX 35 005	DX 58 205
125	DX 35 006	DX 58 206
140	DX 35 007	DX 58 207
160	DX 35 008	DX 58 208
200	DX 35 009	DX 58 209

THERMOPLASTIC ELECTRICAL BOXES PZ RANGE

Dimensions (mm)	Wells with closed covers	Wells without covers	Cover						Separator plate	Sealing gaskets	Screws kit
			Closed			Gridded					
			Grey	Green	Blue	Grey	Green	Blue			
Square base wells 											
200x200x200	DX 59 401	DX 59 402	DX 59 410	DX 59 430	-	DX 59 411	DX 59 431	-	DX 59 440	DX 59 451	DX 59 450
300x300x300	DX 59 701	DX 59 702	DX 59 710	DX 59 730	-	DX 59 711	DX 59 731	-	DX 59 740	DX 59 751	DX 59 450
400x400x400	DX 59 801	DX 59 802	DX 59 810	DX 59 830	-	DX 59 811	DX 59 831	-	DX 59 840	DX 59 851	-
550x550x480	DX 59 901	DX 59 902	DX 59 910	DX 59 930	-	DX 59 911	DX 59 931	-	-	DX 59 951	-
Rectangular base wells 											
360x260x326	DX 59 501	DX 59 502	DX 59 511	DX 59 230	DX 59 220	DX 59 520	DX 59 231	DX 59 221	Transversal DX 59 240 Longitudinal DX 59 241 Diagonal DX 59 242	DX 59 551	DX 59 650

FU AND PZ RANGE