


OMICRON

Footswitch



Footswitch for auxiliary control of machinery such as shearing, bending, wrapping machines, riveters and machine tools.

FEATURES

- Positive opening NC contacts for safety functions (not available for mini-footswitch configurations).
- Mechanical life of switches: up to max. 30 million operations.
- IP protection degree: Omicron is classified IP40 (mini-footswitch) or IP65 (footswitch with cover).
- Extreme temperature resistance: from -25°C to +70°C.
- Salt mist resistant (footswitch with cover).
- Base, cover and pedal made of shock resistant ABS material or of self-extinguishing polycarbonate/ABS-V0, or cover made of die-cast aluminum and base and pedal made of self-extinguishing polycarbonate/ABS-V0.
- Materials and components used are shock and wear resistant.

OPTIONS

- Available in different configurations featuring various operation modes, cover colour (grey, yellow or red) and switches.
- Available with mushroom pushbutton (on request).
- Available in five different lever operation modes: with free movement, with lever moving after unlocking the safety device, with latching device to maintain the lever in lowered position, with free movement and two-stage actuating force, with lever moving after unlocking the safety device and two-stage actuating force.
- Single or double footswitches and mini-footswitches available.
- 1 or 2 slow or snap action switches with 1NO+1NC contacts.

CERTIFICATIONS

- CE marking.

Fill in the "request form" for accurate product configuration.

POSSIBLE ASSEMBLIES





CERTIFICATIONS

Conformity to CE Standards	EN 60947-1 Low-voltage switchgear and controlgear
	EN 60947-5-1 Low-voltage switchgear and controlgear - Control circuit devices and switching elements - Electromechanical control circuit devices
	EN 60529 Degrees of protection provided by enclosures
	IEC 61058-1 Switches for appliances - Part 1: General requirements (for mini-footswitch)
	IEC 60068-2-78 Environmental Testing - Part 2-78: Tests - Test Cab: Damp heat, steady state (for footswitch with cover)
	IEC 60068-2-11 Environmental Testing - Part 2: Tests - Test Ka: Salt Mist (for footswitch with cover)
Markings and homologations	IEC 60068-2-27 Environmental Testing - Part 2: Tests - Test Ea & guidance: Shock (for footswitch with cover)
	Mini-footswitch
	Footswitch with cover

GENERAL TECHNICAL SPECIFICATIONS

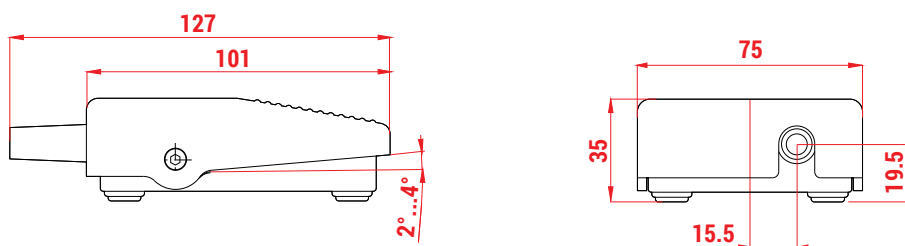
Footswitch	Mini-footswitch	Footswitch with cover
Ambient temperature	Storage -30°C/+80°C Operational -25°C/+70°C	
Climatic resistance	-	Salt mist
Shock resistance	-	50g (1/2 sinusoidal shock for 11 ms) no change in contact position
IP protection degree	IP 40	IP 65
Operating torque	1.2 Nm	0.25 Nm
Operating angle	from 2° to 4°	15°
Cable entry	Cable gland Ø 6, 8.5 max.	Cable gland M20

ELECTRICAL SPECIFICATIONS

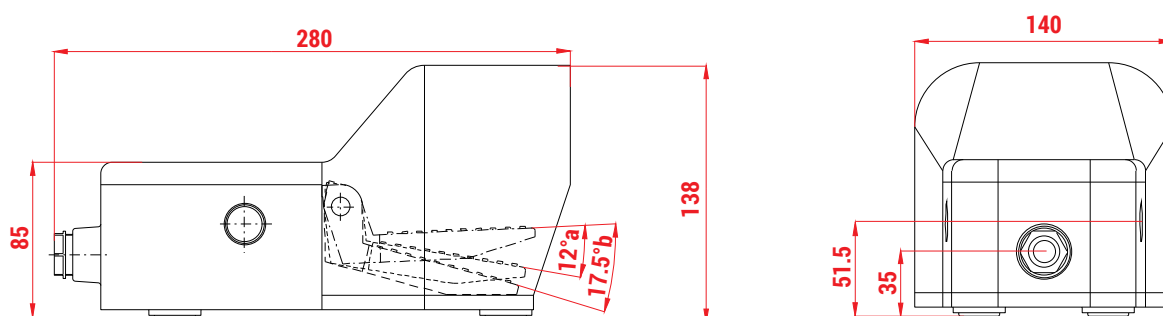
Footswitch	Mini-footswitch	Footswitch with cover
Utilisation category	-	AC15 - DC13
Rated operational current	3 A / 250 Vac	A600 (according to UL508 and CSA C22-2 n.14)
	0.06 A / 230 Vdc	Q600 (according to UL508 and CSA C22-2 n.14)
	-	10 A / 24 Vac / AC15
	-	6 A / 240 Vac / AC15
	-	4 A / 400 Vac / AC15
	-	6 A / 24 Vdc / DC13
Rated insulation voltage	250 V	690 V degree of pollution 3
	1 kV	6 kV
Rated impulse voltage	1 kV	6 kV
Conventional free air thermal current $\theta < 40^{\circ}\text{C}$	15 A	10 A
Short-circuit protection $U_e < 500 \text{ Vac}$ - fuse type gG (gl)	10 A	10 A
Contact resistance	30 m Ω	25 m Ω
Mechanical life	10x10 ⁶ operations	30x10 ⁶ operations
Connections	Screws M3 x 0.5 (Philips head no. 1 and washer)	Screws with cable clamp M3.5 (+,-) pozidriv 2
Wires	-	1 or 2 x 0.75 ... 2.5 mm ²
Switch type	Change-over	Snap action
	-	Slow action
Contacts	1NO / 1NC	1NO+1NC (All NC contacts are of the positive opening operation type \ominus)
Scheme		

OVERALL DIMENSIONS (mm)

Omicron mini-footswitch

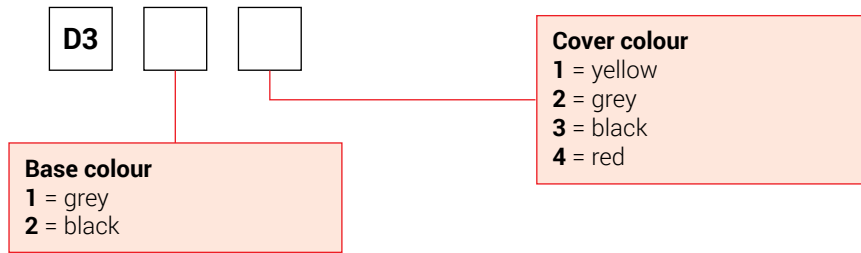


Omicron footswitch with cover




OMICRON - REQUEST FORM FOR FOOTSWITCH

Omicron mini-footswitch

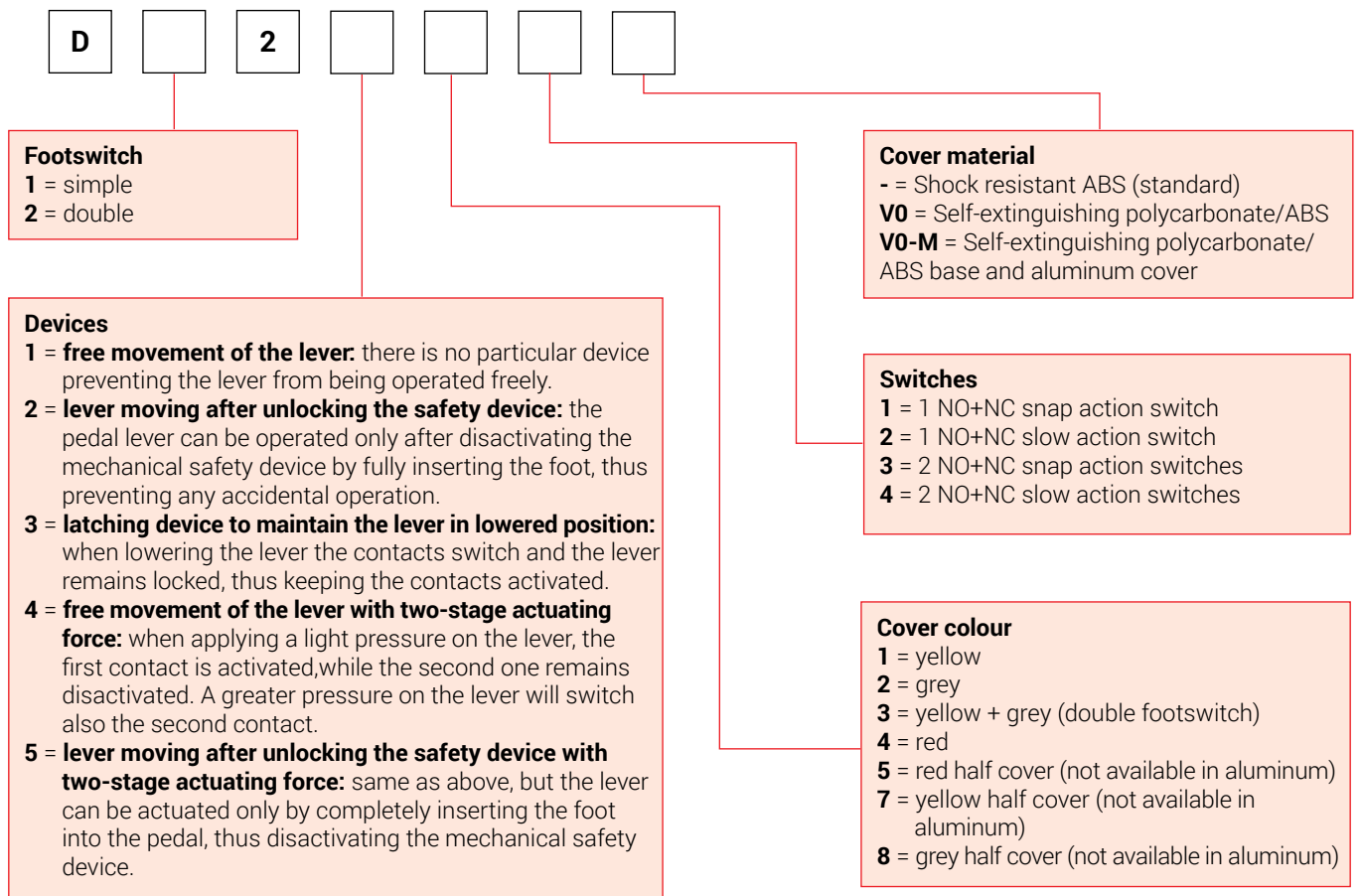


Instructions

Fill in the boxes with the numbers/letters corresponding to the specifications required, thus obtaining the footswitch code, as shown in the example below.



Omicron footswitch with cover



Instructions

Fill in the boxes with the numbers/letters corresponding to the specifications required, thus obtaining the footswitch code, as shown in the example below.

