
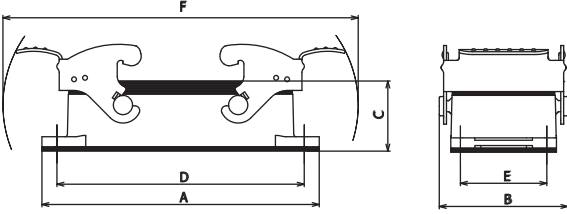
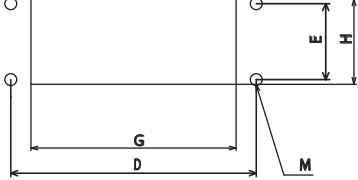



Bulkhead mounting housings										Size	Type STD-HV	Type STD																																																	
											Part No.	Part No.																																																	
   <p>Panel cut out</p>										10B 57x27	7832.6415.0	7810.6412.0																																																	
										16B 77x27		7816.6413.0																																																	
										24B 104x27		7824.6414.0																																																	
										32B 77x62		7832.6415.0																																																	
<table border="1"> <thead> <tr> <th>Size</th> <th>A</th> <th>B</th> <th>C</th> <th>D</th> <th>E</th> <th>F</th> <th>G</th> <th>H</th> <th>M</th> </tr> </thead> <tbody> <tr> <td>10B 57x27</td> <td>95.5</td> <td>53.5</td> <td>29.5</td> <td>83</td> <td>32</td> <td>127</td> <td>66.5</td> <td>36</td> <td>4.5</td> </tr> <tr> <td>16B 77x27</td> <td>115.5</td> <td>53.5</td> <td>29.5</td> <td>103</td> <td>32</td> <td>147</td> <td>86.5</td> <td>36</td> <td>4.5</td> </tr> <tr> <td>24B 104x27</td> <td>142.5</td> <td>53.5</td> <td>29.5</td> <td>130</td> <td>32</td> <td>174</td> <td>113</td> <td>36</td> <td>4.5</td> </tr> <tr> <td>32B 77x62</td> <td>124.5</td> <td>105</td> <td>35.5</td> <td>110</td> <td>65</td> <td>147</td> <td>87.5</td> <td>76.5</td> <td>5.5</td> </tr> </tbody> </table>										Size	A	B	C	D	E	F	G	H	M	10B 57x27	95.5	53.5	29.5	83	32	127	66.5	36	4.5	16B 77x27	115.5	53.5	29.5	103	32	147	86.5	36	4.5	24B 104x27	142.5	53.5	29.5	130	32	174	113	36	4.5	32B 77x62	124.5	105	35.5	110	65	147	87.5	76.5	5.5		
Size	A	B	C	D	E	F	G	H	M																																																				
10B 57x27	95.5	53.5	29.5	83	32	127	66.5	36	4.5																																																				
16B 77x27	115.5	53.5	29.5	103	32	147	86.5	36	4.5																																																				
24B 104x27	142.5	53.5	29.5	130	32	174	113	36	4.5																																																				
32B 77x62	124.5	105	35.5	110	65	147	87.5	76.5	5.5																																																				
 <ul style="list-style-type: none"> <li>- Type: STD for standard applications and inserts up to 500V series: S-D, S-DD, S-E, S-ES, S-EP, S-ESHV, S-EE, S-HSB, S-K, S-M, S-EHV crimp.</li> <li>- Type: STD-HV for standard applications and inserts up to 830V, S-EHV series screw terminal and S-HSB for applications over 500V up to 830V.</li> <li>- IP66 protection degree</li> </ul>																																																													