


## SERIE EZD-ECLR CON RELÈ STATICO EZD-ECLR SERIES WITH SOLID STATE RELAY

INTERFACCIA MODULARE A RELÈ STATICO 2A-24VDC, 100 mA-60VDC, 6A-24VDC e 2A-240VAC, LARGHEZZA 6,2 mm  
2A-24VDC, 100 mA-60VDC, 6A-24VDC and 2A-240VAC SOLID STATE RELAY INTERFACE MODULE, BREADTH 6,2 mm



- \* Led segnalazione alimentazione del relè
- \* Aggancio per barra din
- \* Uscita 2 A-24 VDC, 6 A 24 VDC, 100 mA 48 VDC e 2A-240 VAC
- \* Pettine a 20 poli per collegamento interfacce in parallelo
- \* Larghezza interfaccia 6,2 mm
- \* Grado di protezione IP20
- \* Temperatura funzionamento -20 +55 °C

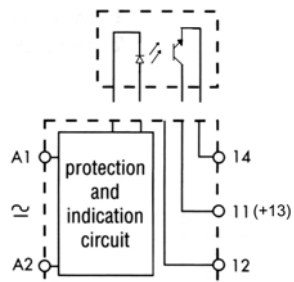
  

- \* Relay input signaling led
- \* Drawbar for din bar
- \* 2 A-24 VDC, 6 A 24 VDC, 100 mA 48 VDC and 2 A-240 VAC output
- \* 20 Pole comb for in parallel interface connection
- \* Interface breadth 6,2 mm
- \* Protection degree IP20
- \* Operating temperature -20 +55 °C

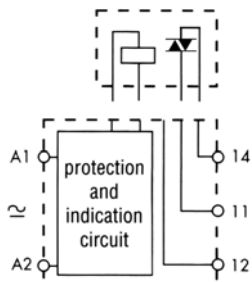
**TABELLA SELEZIONE INTERFACCIE SERIE ECLR - EZD**  
**ECLR-EZD SERIES INTERFACE SELECTION TABLE**

Tensione ingresso interfacce Interface Input voltage	Corrente uscita Output current	Range tensione uscita Output voltage range	Connessione Connection	Modello Model	SSR impiegati nelle interfacce SSR used on interfaces
<b>INTERFACCIE CON USCITA 2A/24VDC - 2A/24VDC OUTPUT INTERFACES</b>					
6VDC (5-12V)	2A DC	0-33VDC	Vite / Screw	ECLR-24AD-5RS224	SSR05D-224
24VDC (17-30V)	2A DC	0-33VDC	Vite / Screw	ECLR-24AD-RS224	SSR01D-224
240VAC/DC ( 184-264V)	2A DC	0-33VDC	Vite / Screw	EZD-240AD-RS224	SSR02D-224
6VAC/DC (5-12V)	2A DC	0-33VDC	Molla / Spring-Cage	ECLRM-24AD-5RS224	SSR05D-224
24VAC/DC (17-30V)	2A DC	0-33VDC	Molla / Spring-Cage	ECLRM-24AD-RS224	SSR01D-224
<b>INTERFACCIE CON USCITA 6A/24VDC - 6A/24VDC OUTPUT INTERFACES</b>					
6VDC (5-12V)	6A DC	0-33VDC	Vite / Screw	ECLR-24AD-5RS824	SSR05DH-824
24VDC (17-30V)	6A DC	0-33VDC	Vite / Screw	ECLR-24AD-RS824	SSR01DH-824
240VAC/DC ( 184-264V)	6A DC	0-33VDC	Vite / Screw	EZD-240AD-RS824	SSR02DH-824
6VAC/DC (5-12V)	6A DC	0-33VDC	Molla / Spring-Cage	ECLRM-24AD-5RS824	SSR05DH-824
24VAC/DC (17-30V)	6A DC	0-33VDC	Molla / Spring-Cage	ECLRM-24AD-RS824	SSR01DH-824
<b>INTERFACCIE CON USCITA 100mA/48VDC - 100mA/48VDC OUTPUT INTERFACES</b>					
6VDC (5-12V)	100mA DC	0-60VDC	Vite / Screw	ECLR-24AD-5RS0148	SSR05D-0148
24VDC (17-30V)	100mA DC	0-60VDC	Vite / Screw	ECLR-24AD-RS0148	SSR01D-0148
240VAC/DC ( 184-264V)	100mA DC	0-60VDC	Vite / Screw	EZD-240AD-RS0148	SSR02D-0148
6VAC/DC (5-12V)	100mA DC	0-60VDC	Molla / Spring-Cage	ECLRM-24AD-5RS0148	SSR05D-0148
24VAC/DC (17-30V)	100mA DC	0-60VDC	Molla / Spring-Cage	ECLRM-24AD-RS0148	SSR01D-0148
<b>INTERFACCIE CON USCITA 2A/240VAC - 2A/240VAC OUTPUT INTERFACES</b>					
6VDC (5-12V)	2A AC	12-275VAC	Vite / Screw	ECLR-24AD-5RS2240	SSR05A-2240
24VDC (17-30V)	2A AC	12-275VAC	Vite / Screw	ECLR-24AD-RS2240	SSR01A-2240
240VAC/DC ( 184-264V)	2A AC	12-275VAC	Vite / Screw	EZD-240AD-RS2240	SSR02A-2240
6VAC/DC (5-12V)	2A AC	12-275VAC	Molla / Spring-Cage	ECLRM-24AD-5RS2240	SSR05A-2240
24VAC/DC (17-30V)	2A AC	12-275VAC	Molla / Spring-Cage	ECLRM-24AD-RS2240	SSR01A-2240

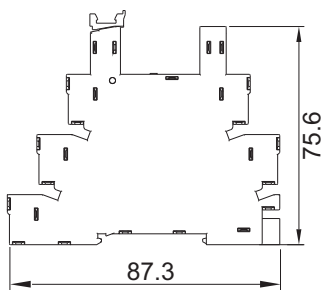
Schema di collegamento modelli in DC  
Wiring diagram DC models



Schema di collegamento modelli in AC  
Wiring diagram AC models



EZD-ECDLR  
Dimensioni in mm  
Dimensions in mm



EZD-ECDLRM  
Dimensioni in mm  
Dimensions in mm

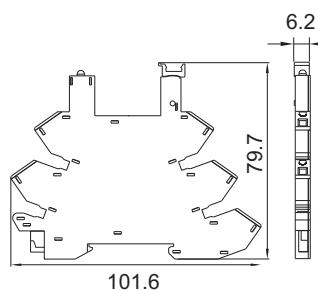


TABELLA SELEZIONE ZOCCOLI - SOCKET SELECTION TABLE

Tensione controllo interfacce Interface control voltage	Modello - Model	
	Connessione a Vite Screw connection	Connessione a molla Spring-Cage connection
6VDC (5-12V)	ECLR-24AD	ECLRM-24AD
24VDC (17-30V)	ECLR-24AD	ECLRM-24AD
240VAC/DC ( 184-264V)	EZD-240AD	-